

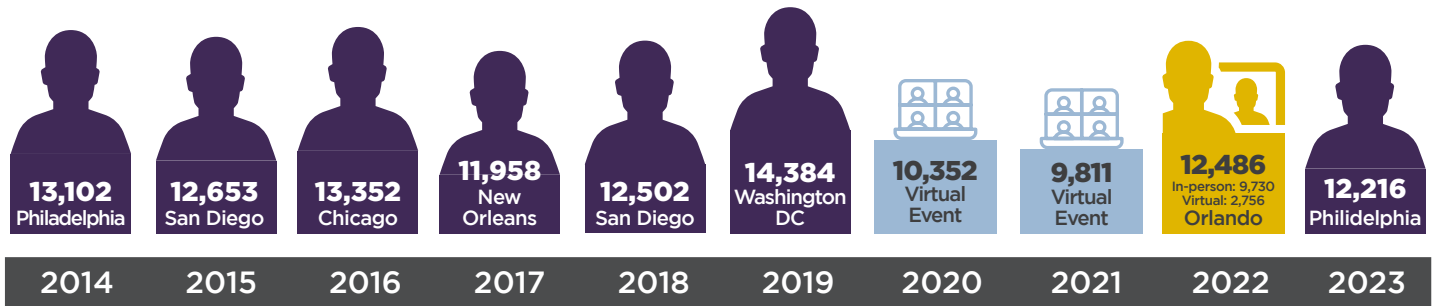
Kidney Week 2023 Demographics

Thank you to all our participants, partners, faculty, and supporters who helped make this event a success.



Attendance Through the Years

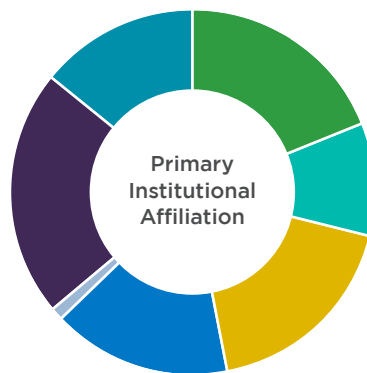
In-person Event Virtual Event Hybrid Event



Participant Registration Report

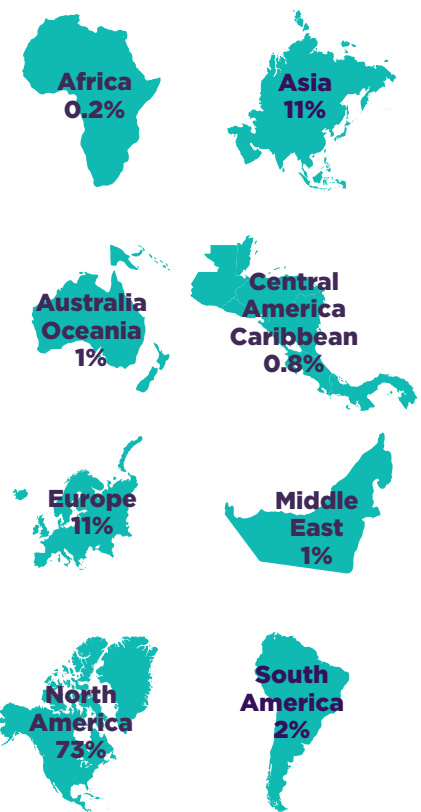


- ASN Member - 37%
- Fellow in Training - 8%
- Student - 13%
- Non-Member - 26%
- Exhibitor - 13%
- Other - 3%



- Academic Clinician/Educator - 14%
- Academic Scientist - 22%
- Government/VA - 1%
- Hospital-Based Physician - 16%
- Industry Researcher - 18%
- Private Practitioner - 10%
- Other - 19%

International Attendance 32%



Participant Area of Interest - Percent of Participants

(Multiple answers were permitted)

- | | |
|----------------------------------|---|
| Acute Kidney Injury - 40% | Genetic Diseases of the Kidneys - 21% |
| Bone & Mineral Metabolism - 15% | Glomerular Diseases - 37% |
| Cell & Transport Physiology - 9% | Hypertension & Cardiovascular Disease - 30% |
| Chronic Kidney Disease - 60% | Interventional Nephrology - 11% |
| Development & Pediatrics - 7% | Pathology - 11% |
| Diabetes & Metabolism - 24% | Transplantation & Immunology - 22% |
| Dialysis - 35% | Other - 11% |

Kidney Week 2023 Offered

156 Sessions (Over 200 hours of content)

12
Exhibitor Spotlights

12
Industry Supported Educational Symposia

3,455
Posters accepted for presentation

Posters:
18,352 ePoster views
55,385 abstract views
Early Programs:
7 Early Program Courses
Exhibitors:
181 Exhibit Booths
165 Exhibiting Companies

Top Countries in Attendance



US
Canada
Japan
Germany
United Kingdom
Mexico
Philippines