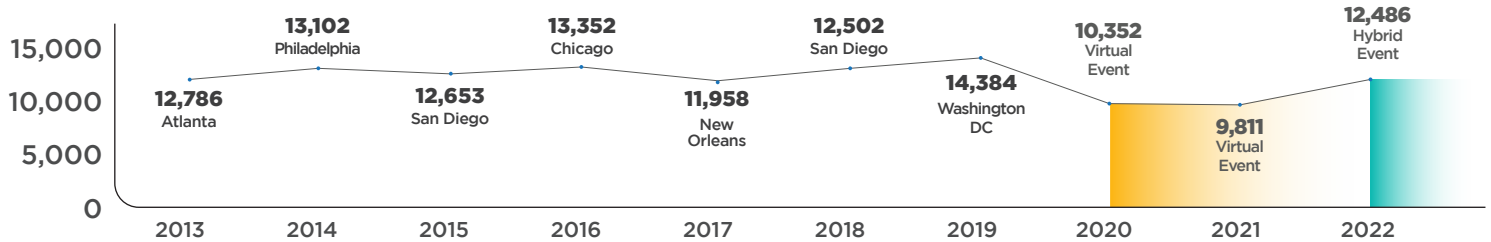


Kidney Week 2022 Demographics

ASN's first hybrid Kidney Week

Thank you to all our participants, faculty, partners, exhibitors, and supporters who helped make this event a success.

Attendance Through the Years



In-Person

Participants who attended the in-person event. In 2022, these participants had access to the virtual event as well.

Virtual Only

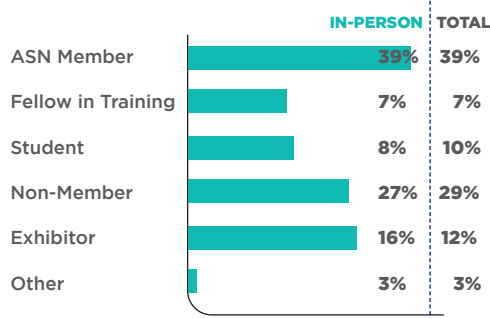
Participants who attended the virtual event only.

Hybrid/Total

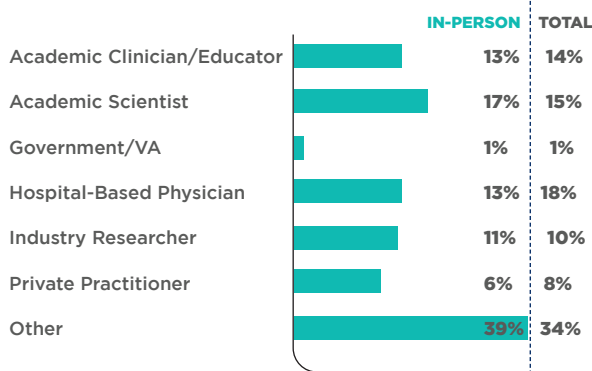
Includes all participants for both the in-person and virtual events.

Participant Registration Report

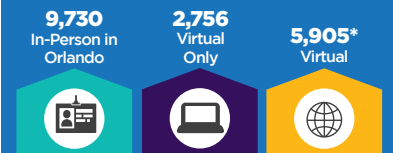
Professional Participants



Primary Institutional Affiliation



Hybrid Attendance Breakdown



* All in-person participants had access to the virtual event. This number indicates the total attendees who accessed the virtual platform.

Participant Area of Interest - Percent of Participants

Multiple answers were permitted

Acute Kidney Injury	37%	Glomerular Diseases	34%
Bone & Mineral Metabolism	16%	Hypertension & Cardiovascular Disease	28%
Cell & Transport Physiology	8%	Interventional Nephrology	10%
Chronic Kidney Disease	57%	Pathology	11%
Development & Pediatrics	7%	Transplantation & Immunology	21%
Diabetes & Metabolism	24%	Other	9%
Dialysis	35%		
Genetic Diseases of the Kidneys	19%		

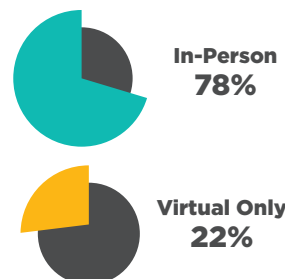
Top Countries in Attendance

- US
- Canada
- Germany
- Japan
- China
- United Kingdom
- Mexico

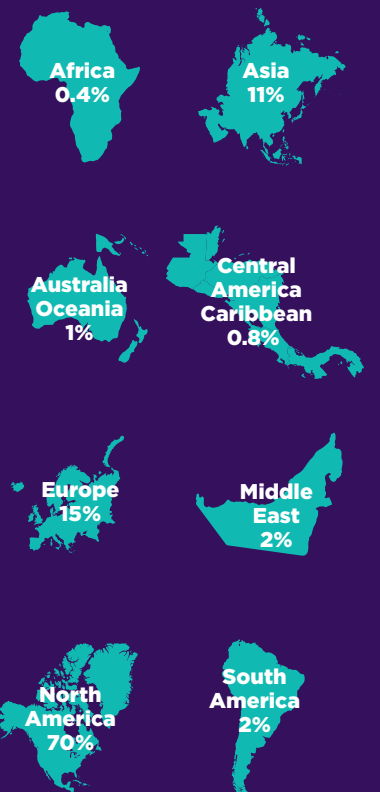
30% International In-Person

62% International Virtual

In-Person vs. Virtual



International Attendance 38%



Kidney Week 2022 Offered

- 133 In-person sessions
- 122 Virtual sessions
- 10 Live-streamed sessions
- 11 Educational Symposia

Posters

- 2,995 Posters
- 2,317 ePosters uploaded
- 26,610 ePoster Views
- 98,654 Abstract Views

Early Programs

- 7 Early Program Courses
 - 4 Virtual Only
 - 3 Hybrid

Exhibitors

- 183 Exhibit Booths
- 171 Exhibiting Companies

Virtual Event Metrics Platform

- 29% of participants accessed the virtual platform during the live meeting
- 47% of participants accessed the virtual platform between Oct. 19 - Dec. 22
- 23,707 Total Unique Session Views