


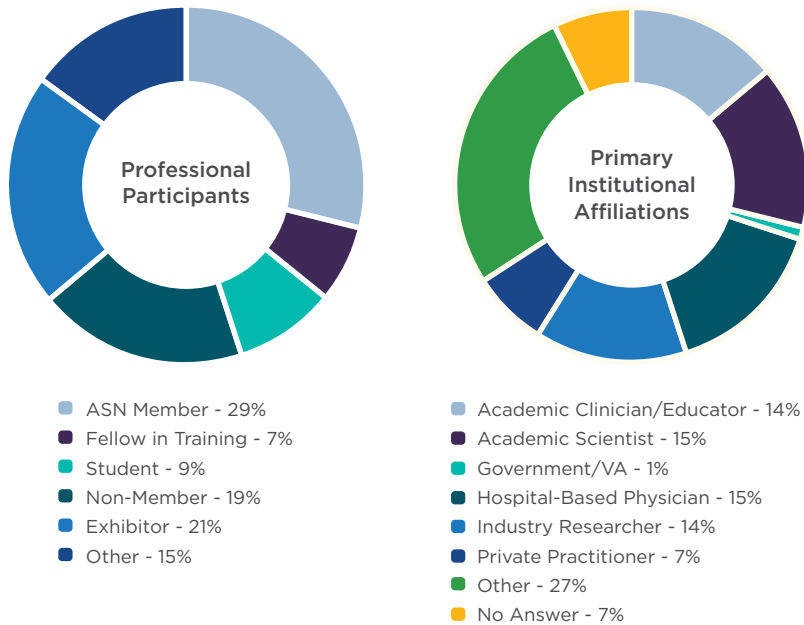
Kidney Week 2025 Demographics

Thank you to all our participants, partners, faculty, and supporters who helped make this event a success.


Attendance Through the Years



Participant Registration Report



International Attendance 29%



Participant Area of Interest - Percent of Participants

(Multiple answers were permitted)

- Acute Kidney Injury - 34%
- Bone & Mineral Metabolism - 13%
- Cell & Transport Physiology - 7%
- Chronic Kidney Disease - 50%
- Development & Pediatrics - 5%
- Diabetes & Metabolism - 21%
- Dialysis - 30%
- Genetic Diseases of the Kidneys - 18%
- Glomerular Diseases - 35%
- Geriatric Nephrology - 7%
- Hypertension & Cardiovascular Disease - 25%
- Interventional Nephrology - 9%
- Pathology - 9%
- Transplantation & Immunology - 21%
- Other - 10%

Kidney Week 2025 Offerings



Top Countries in Attendance

